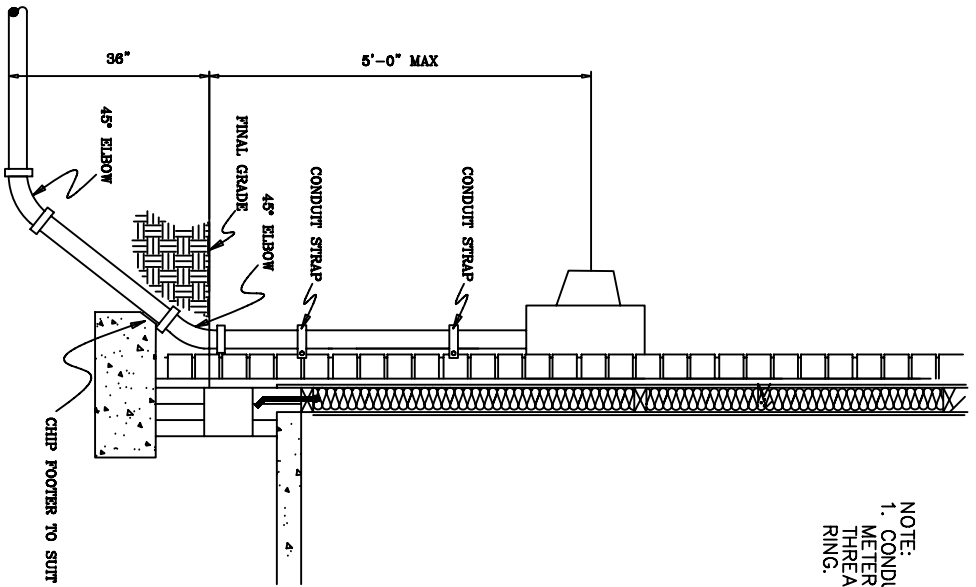
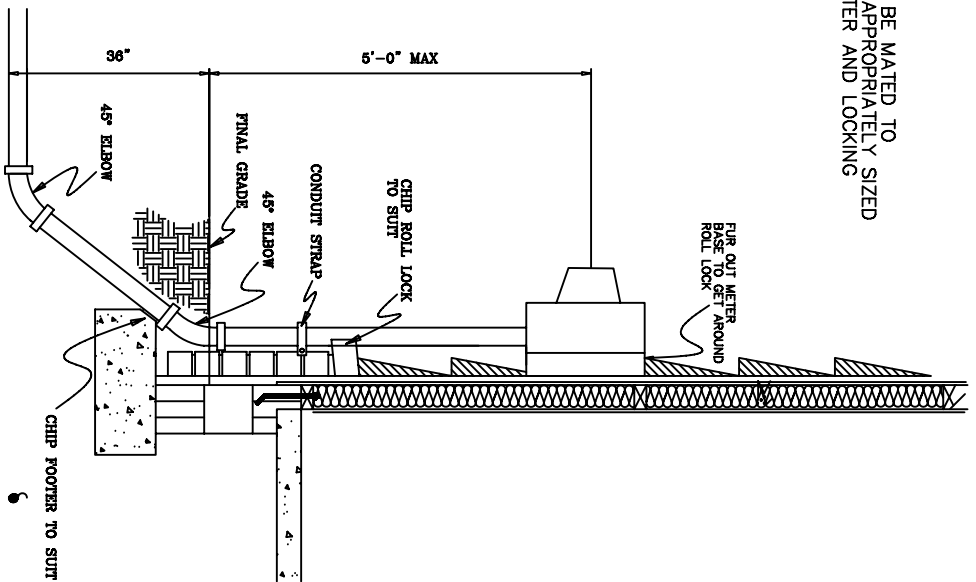


NOTE:
 1. CONDUIT RISER SHALL BE MATED TO METER BASE WITH AN APPROPRIATELY SIZED THREADED MALE ADAPTER AND LOCKING RING.



STANDARD INSTALLATION



ALTERNATE ROLL LOCK INSTALLATION 2.

* NOTE: USE 45° ELBOWS WITH FOOTER FOUNDATIONS
 USE 90° ELBOWS WITH MONOLITHIC SLAB FOUNDATIONS

METER BASE INSTALLATION GUIDE DRAWING

DRAWN BY:

C J H

APPROVED BY:

J W M

FILE NO.:

DATE:

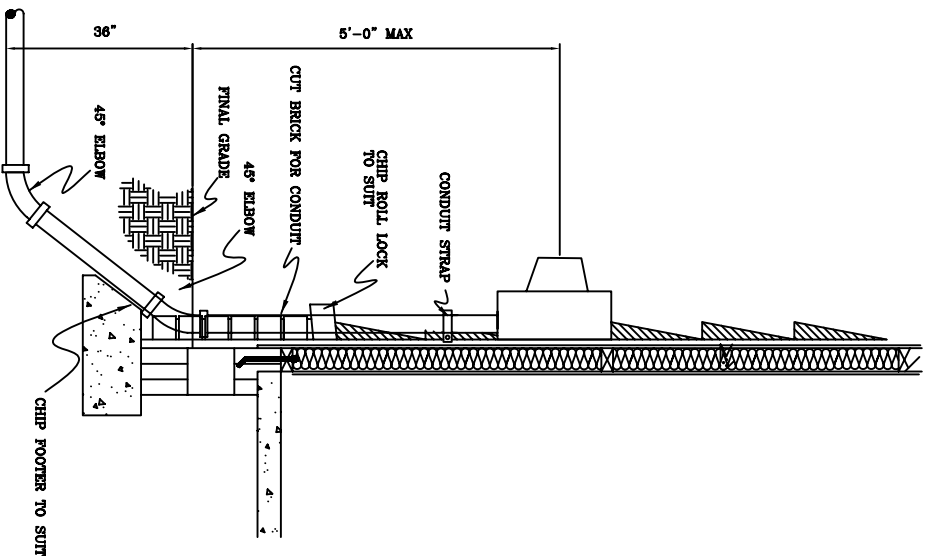
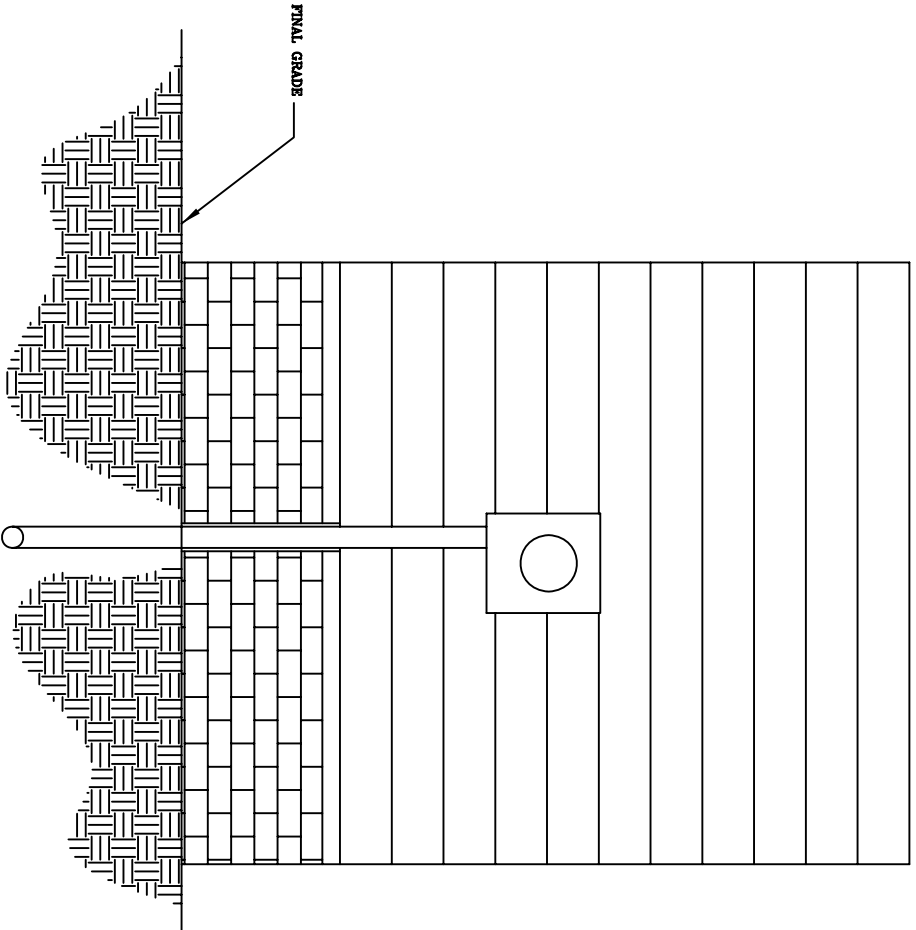
06-07-06

SCALE:

N T S

REVISIONS

NO.	DESCRIPTION	DATE



NOTE:
 WHEN ROLL LOCK IS INSTALLED BRICK MUST BE CUT AWAY SO THAT THE CONDUIT TO THE METER BASE IS A STRAIGHT RUN, OR FUR METER BASE CUT AWAY FROM HOUSE SO THAT CONDUIT WILL BE STRAIGHT (SEE ALTERNATE ROLL LOCK INSTALLATION 2). CONDUIT SHALL NOT HAVE ANY BENDS WHETHER HEATED OR PREFORMED ELBOWS WHEN ENTERING METER BASE. ONLY 270 DEGREES OF BENDS ARE ALLOWED IN ANY UNDERGROUND SERVICE BEING RUN.

METER BASE INSTALLATION GUIDE DRAWING

REVISIONS

DRAWN BY: CJH APPROVED BY: JWM

DATE: 06-07-06 SCALE: NTS

